

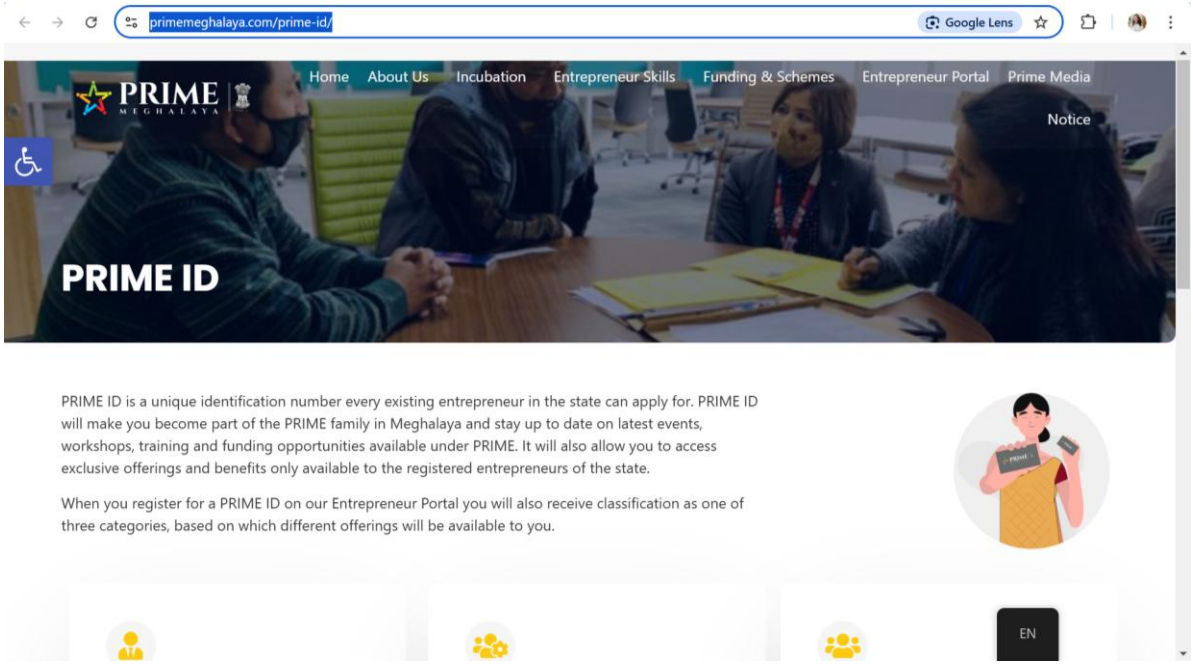


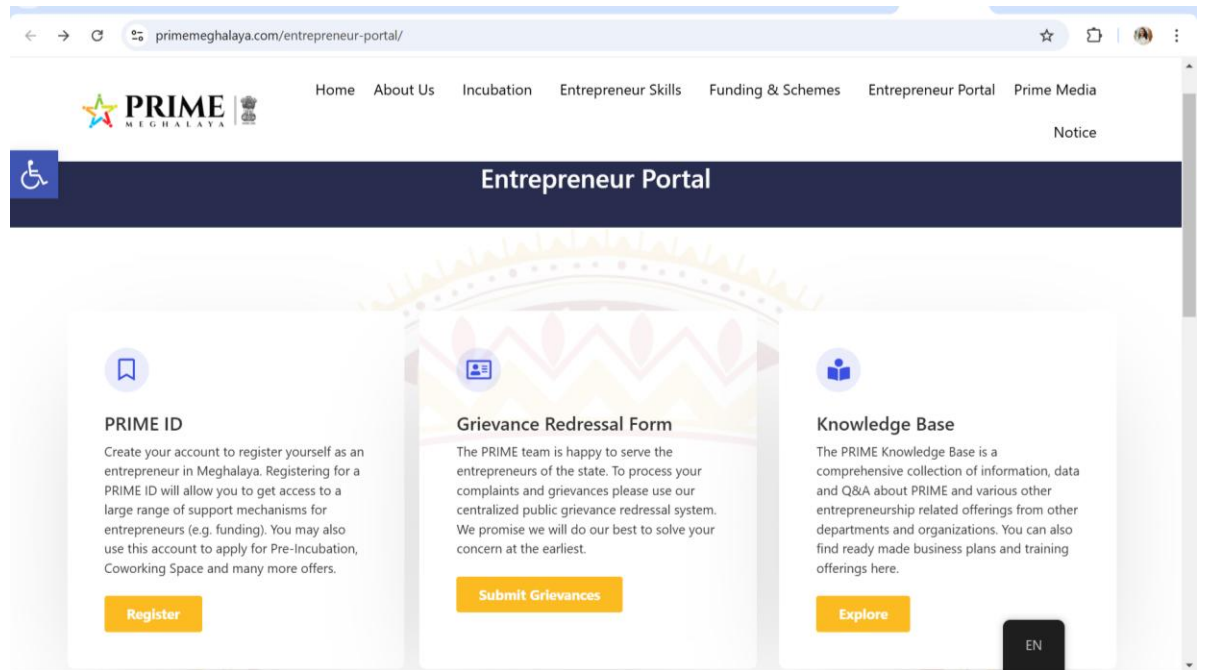
PRIME
M E G H A L A Y A



NOTE

Note Type:	<p>States to have an online system and ensure the following features without the requirement of physical visit to the department:</p> <ul style="list-style-type: none">i. Submission of applicationii. Payment of feeiii. Track status of applicationiv. Download the final signed certificatev. Third party verification
-------------------	--

Note Title:	URL and Screenshot for each sub-point
Note Date & Version:	06.10.2025 & Version 2
Screenshots & URLs:	<p>1. Notification/G.O./copy of legislation mandating that all applications are submitted online with no requirement for the submission of a hard copy and no applications would be accepted offline.</p> <p>2. URL of the online system.</p> <p>https://www.primemeghalaya.com/prime-id/</p>  <p>https://www.primemeghalaya.com/entrepreneur-portal/</p>



3. Links to uploaded videos of user walkthroughs/screenshots of the online system highlighting the functionality of online submission of applications.

Due to the simplicity and user-friendliness of the online form system, no video or step-by-step guide is provided to demonstrate the registration process.

<https://portal.primemeghalaya.com/GeneralRegistraion.php>

portal.primemeghalaya.com/GeneralRegistraion.php

PRIME
MEGHALAYA

Home About Us Incubation Entrepreneur Skills Funding & Schemes Rural PRIME Entrepreneur Portal

Registration Form

Name * :
Enter your name

Date of Birth * :
dd-mm-yyyy

Upload profile picture :
Choose file Browse

Email ID * :
Enter your email

Mobile No. * :
Enter your mobile no. (10 digits)

Gender * : ☐ Male ☐ Female ☐ Other

Preferred Language of Communication * :
Select Any

Select the option that describes you best * :
Select Any

How did you hear about PRIME? * :
Select Any

Enter Password * :
Enter your password

Re-enter Password * :
Re-enter your password

4. Links to uploaded videos of user walkthroughs/screenshots of the online system highlighting the functionality of online payment of fees.

Registration does not incur any fees as the Service charge is free

5. Links to uploaded videos of user walkthroughs/screenshots of the online system, highlighting the following system functionalities:

i. Online tracking system of application status.

While there is a system in place for online tracking.

ii. SMS gateway and emails integrated with the online system.

Upon registration, a message and email are promptly sent to acknowledge the registration

6. Links to uploaded videos of user walkthroughs/screenshots of the online system, highlighting the functionality to download the approval or registration certificate online through the portal.-

Already implemented

7. Links to uploaded videos of user walkthroughs/screenshots of the online system highlighting the functionality of verification by a third party regarding the authenticity

of the approval or registration certificate.

Already implemented

Timeline:

The ID processing time will take within 7 days from the date of submission.

PRIME FUNDING:

Upon receiving the PRIME ID, entrepreneurs applying for various funding instruments such as Kickstart Grants and Interest-Free Loans will undergo a selection process. Since the program runs year-round, entrepreneurs are grouped for evaluation, which includes certificate and document verification along with business pitching. The processing time may range from **90 to 180 days**. Approved entrepreneurs will receive funding after the Meghalaya Basin Development Agency's LIFCOM grants final approval.

Here's a flowchart outlining the process flow for entrepreneurs applying for funding under the PRIME program:

- 1 Entrepreneur Receives PRIME ID**
↓
- 2 Application for Funding (Kickstart Grant, Interest-Free Loan, etc.)**
↓
- 3 Grouping of Entrepreneurs for Evaluation (Ongoing Year-Round Process)**
↓
- 4 Verification of Certificates & Documents**
↓
- 5 Business Pitching**
↓
- 6 Selection of Entrepreneurs**
↓
- 7 Approval of Funds by LIFCOM, Meghalaya Basin Development Agency**
↓
- 8 Disbursement of Funds to Selected Entrepreneurs**

FOR CM Elevate Program

The steps to fill up the application form are as follows:

1. Kindly go to www.cmelevate.in
2. Pick a scheme of your interest, go through the “eligibility criteria” and scroll down till you see a yellow “Apply Now” button
3. Click on the button and register yourself by filling up the details like your Name, Phone No etc
4. After registration, kindly login using your phone number as your Username and the correct Password
5. Complete application by filling up the details and uploading required documents
6. Click on “Submit” to complete the process

Google

CM ELEVATE

cm elevate - Google Search

cm elevate portal

cm elevate homestay scheme

cm elevate poultry

cm elevate vehicle

cm elevate piggyery

Customize Chrome

primemeghalaya.com
https://cmelevate.primemeghalaya.com

CM-ELEVATE

Homepage. Login to Your Account. Enter your username & password to login. Username. @. Password. Remember me. Forgot Password. Login. Don't have account?

People also ask


What is the CM elevate scheme?


What documents are required for the CM elevate scheme?

What is the CM scheme in Meghalaya?

What is the full form of elevate?

Feedback





CM - ELEVATE
Engage | Employ | Empower

Register your Account

Enter your personal details to create account

Your Name *

Your Phone *

Your Email

Username *

Password *

Re-enter Password *

☐ I agree and accept the [terms and conditions](#)

Create Account

CM-ELEVATE Test

SPORTS & WELLNESS

Meghalaya Sports & Wellness Centre Scheme

ENTERTAINMENT

Meghalaya Cinema Theatre Scheme

AGRICULTURE

Meghalaya Common Facility Centre Scheme

Meghalaya Polyhouse Scheme

Meghalaya Warehouse Scheme

PRIME Agriculture Response Vehicle Scheme

TOURISM

Agro Tourism Villa Scheme

PRIME Tourism Vehicle Scheme

Meghalaya Motorcaravan Scheme

Meghalaya Tourism Homestay Scheme

ANIMAL HUSBANDRY & VETERINARY

Meghalaya Piggery Development Scheme

Meghalaya Poultry Farming Scheme

Meghalaya Goat Farming Scheme

Meghalaya Dairy Development Scheme

OPEN VENTURES

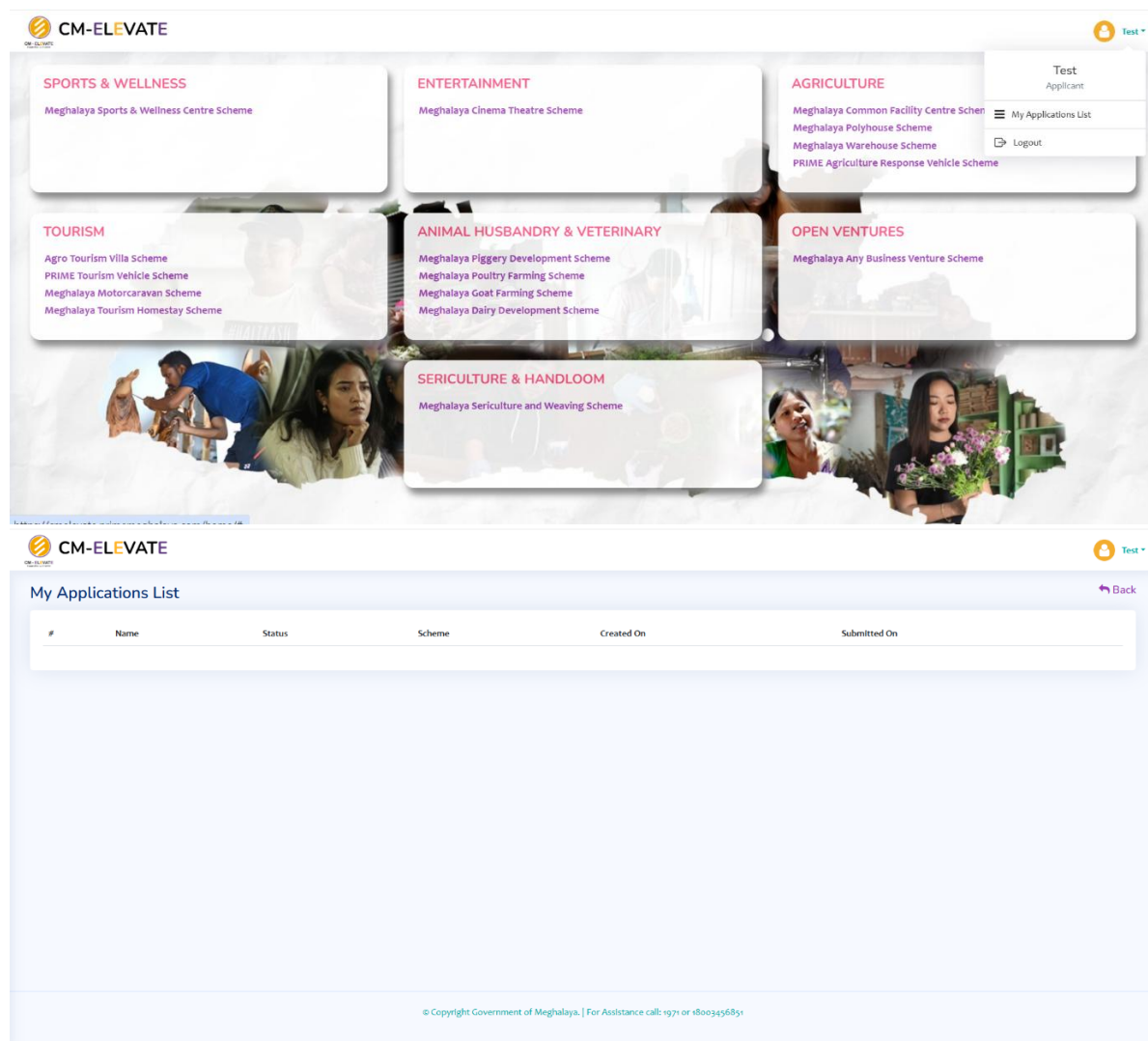
Meghalaya Any Business Venture Scheme

SERICULTURE & HANDLOOM

Meghalaya Sericulture and Weaving Scheme

To track the application:

1. Login to portal
2. Enter registered phone number as username and correct password
3. Go to "My Application List"

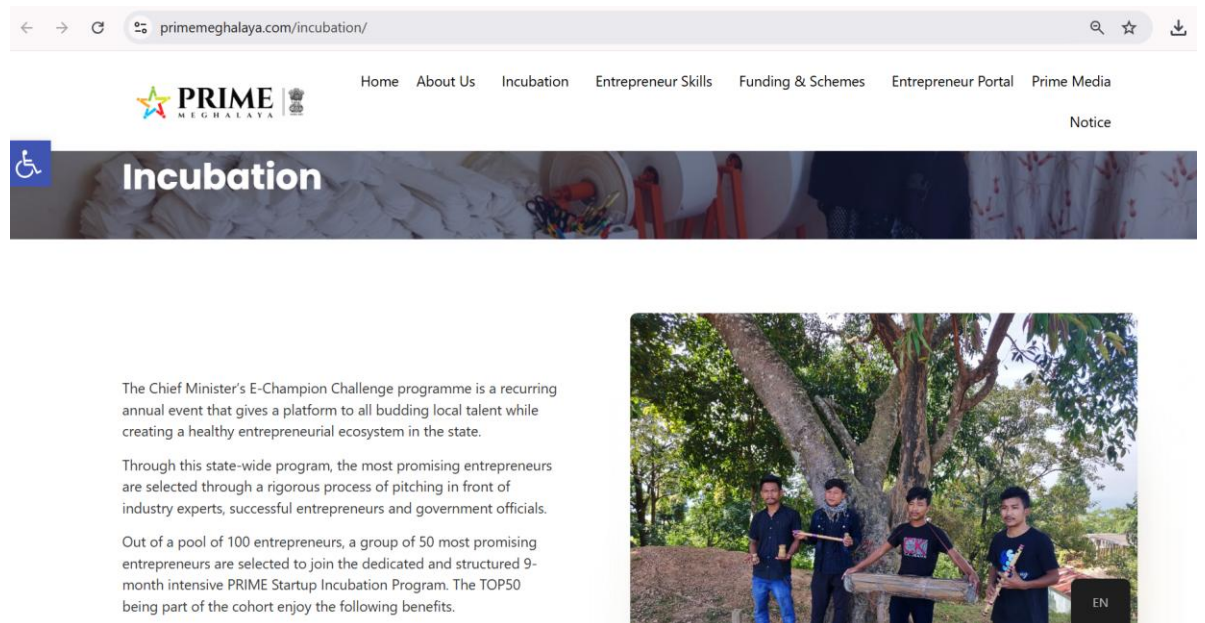


- No fees required for application.
- As the CM ELEVATE Program is being operated by PRIME MBMA in coordination with various government departments, processing of the applications can vary due to the different requirements by the mentioned stakeholders. Requirements such as site visit, submission and verification of documents, an interview processed etc are all parts of the process for applying to the CM ELEVATE Program. Therefore taking all these factors into consideration, the processing time would vary from **6 months to 12 months**.
- The SOPs and guideline of the various CM Elevate schemes are shared online on the website <https://www.primemeghalaya.com/CM-Elevate/>

- **Tracking:** There is a tracking mechanism in the application. A registered applicant can track the application on the applicant dashboard.

FOR Chief Minister's E- Championship Challenge (CMECC)


<https://www.primemeghalaya.com/incubation/>




Application Process:

<https://www.primemeghalaya.com/cmecc-5-0/>


← → ↻ 📄 primemeghalaya.com/cmecc-5-0/ 🔍 ☆

 Home About Us Incubation Entrepreneur Skills Funding & Schemes Entrepreneur Portal Prime Media Notice





HOW TO APPLY?

Step 1:	Click on primemeghalaya.com/cmecc-5-0/
Step 2:	Click on apply "APPLY NOW"
Step 3:	Enter your details, create a password, and click on "SIGN UP"
Step 4:	You will receive a message on your email confirming your registration
Step 5:	You will need to verify your email by clicking on the "VERIFY" button
Step 6:	Click on the highlighted "LOGIN" tab on the same page
Step 7:	Log in using your email and password and click on "SUBMIT"
Step 8:	Note your registration number displayed on the top left-hand side
Step 9:	Fill up the application form and all the mandatory fields marked in (*) and click on the "SUBMIT" button



← → ↻ 📄 primemeghalaya.com/cmecc-5-0/ 🔍 ☆ 📄

 Home About Us Incubation Entrepreneur Skills Funding & Schemes Entrepreneur Portal Prime Media Notice



Eligibility Criteria:

Entrepreneurs who fulfill the following criteria are eligible to apply for the Chief Minister's E-Champion Challenge

1. The applicant must be an adult citizen of India.
2. The applicant must be a domicile resident of Meghalaya.
3. The applicant must have an existing business in Meghalaya and be able to demonstrate initial traction or revenues.
4. The applicant must work on innovative and scalable business models, products, solutions, or processes that have the potential to create employment opportunities in Meghalaya.
5. If the applicant has an existing business or start-up, it must not be older than 6 years.
6. Startups that have previously undergone the Incubation Program are not eligible for this opportunity.

Rewards & Benefits

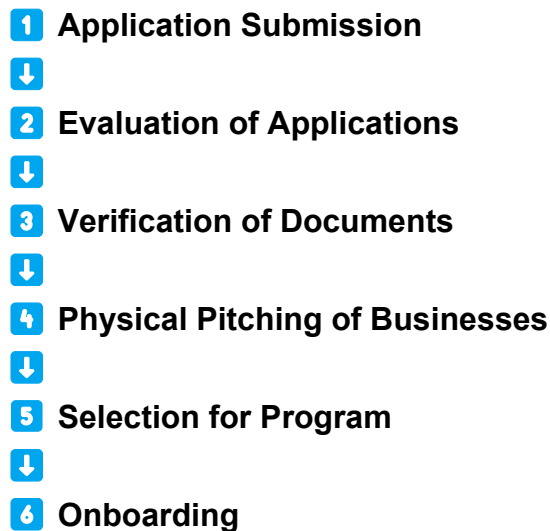
Top 50 selected entrepreneurs will receive the following benefits:

- No fees are required.
- There is tracking system for the application.
- **Timeline:**

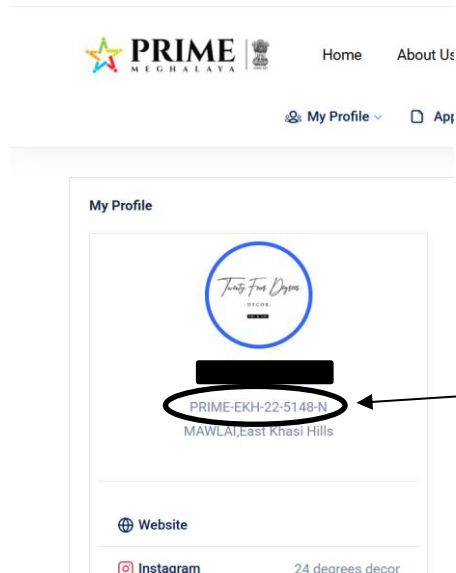
The Chief Minister's E-Championship Challenge is a 9 month incubation program to identify, nurture, and support the most promising entrepreneurs of Meghalaya who are driving innovation through their businesses or early-stage enterprises. The challenge is designed to help these entrepreneurs overcome key business challenges, scale their ventures, and create a lasting impact in the state's economy.

The selection process may vary between **60 days - 90 days** from the time of application till the onboarding, involving varied processes which include; evaluation of applications, verification of documents, physical pitching of businesses, after which startups/ entrepreneurs are selected for the program.

Here's a flowchart representing the selection process from application to onboarding:



Reform 343 - Clarification



Once the application for PRIME Id has been approved, a unique identification number will be generated and visible on the dashboard. The entrepreneur can get the PRIME certificate from the dashboard itself. Along with the PRIME certificate, the applicant can generate the PRIME ID card as well as track pending applications.

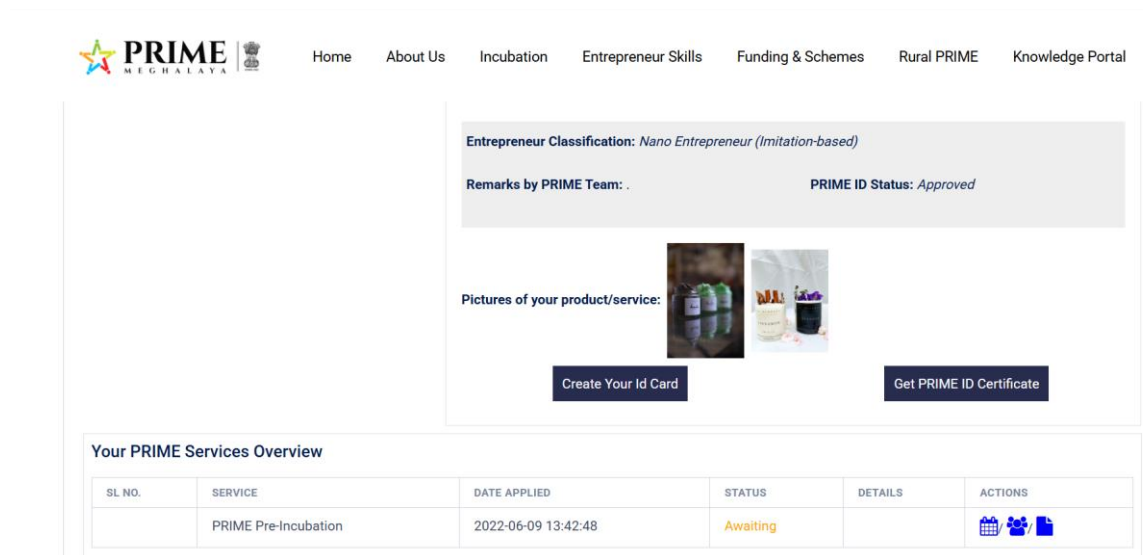




Image 1: PRIME Certificate




Image 2: PRIME ID Card

